50mm 100mm Original Scale

50mm

100mm

Proposed NEW DWELLING for M&H Developments, Address: 6 Harakeke Lane

WIND ZONE CALCULATIONS.

DETERMINATION OF A WIND ZONE - NZS3604:2011

Wind Region -	A
Lee Zone -	No
Ground roughness -	Open
Site exposure -	Exposed
Topography Class -	T1 - Outside Outer zone.
Building wind zone -	H = Wind speed of 44 m/s

Wind Zone -	High Wind Zone
Exposure Zone -	C
Earthquake Zone -	1
Snow Zone -	N5
Snow Loading -	1 kPa
Altitude -	35m - ASL
Legal Description:	Lot 6 DP 618625
Site Address:	6 Harakeke Lane
Valuation Number:	26651-43015
Site Area:	823 m²
Zone:	Township and Settlement
Region:	Dunedin City Council

SITE COVERAGE		
ACTUAL COVERAGE	SITE AREA	SITE COVERAGE
166 m²	823 m²	20.2%

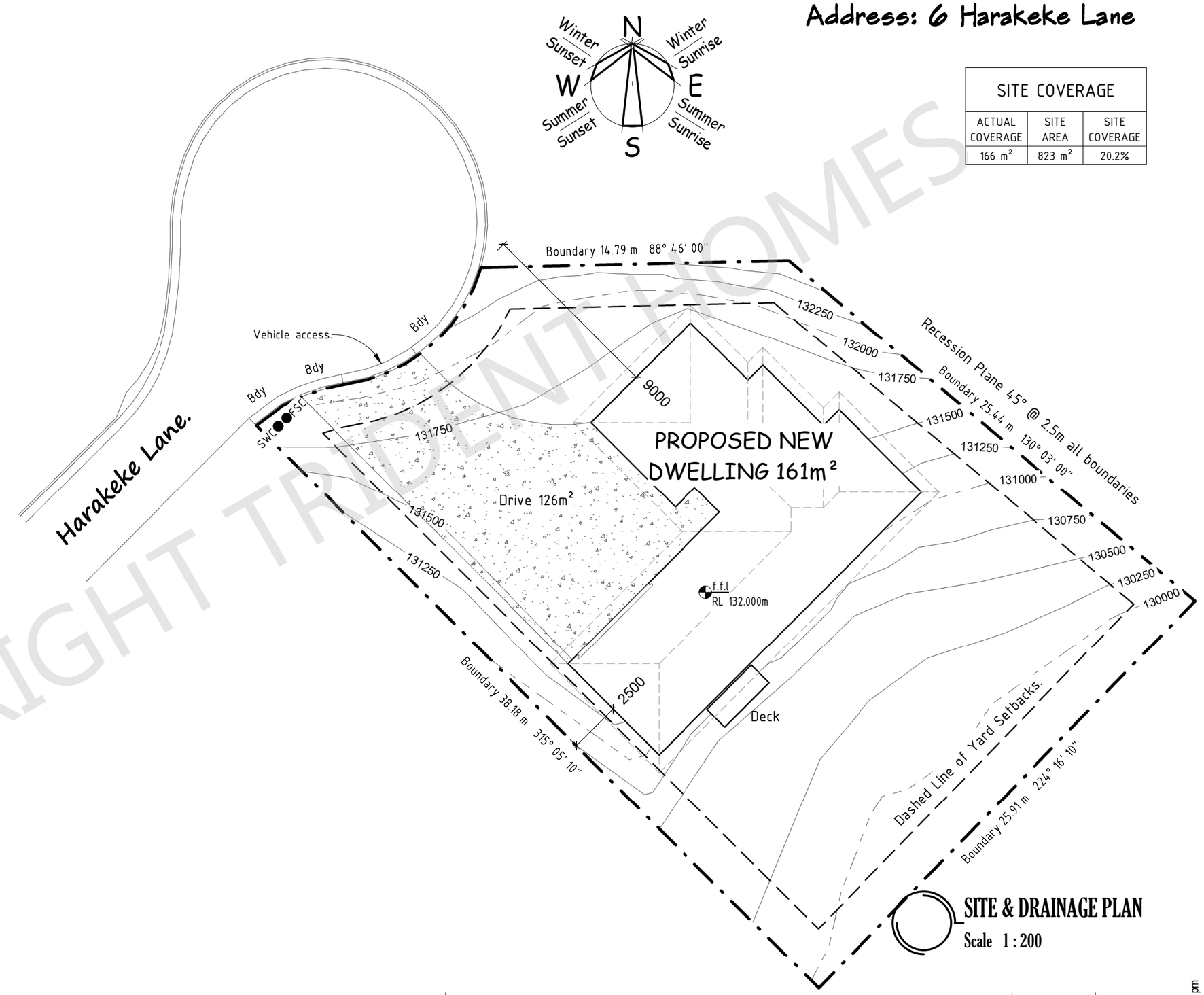

SITE & DRAINAGE PLAN

Scale 1 : 200

COPYRIGHT: This drawing remains the property of Trident Homes NZ Ltd and may not be used or reproduced in whole or in part without written permission.

TRIDENTHOMES® DUNEDIN

Project : PROPOSED NEW DWELLING for Client : M&H Developments Address : 6 Harakeke Lane	JOB # : 6_Harakeke	Drw Name : SITE & DRAINAGE			Builder.	Client.
	Drawn By : LBP 113870	DATE : MAY 2026	NOTE : do not scale from this drawing.	SCALE @ A3 Sht. As indicated	REV # B	DRW # 01

27/05/2026 12:24:16 pm

50mm 100mm Original Scale

50mm

100mm

PLUMBING LEGEND

Code	Description	Model
HWC	Hot Water Cylinder	Mains Pressure
S	Kitchen Sink	Proprietary
SHR1	Acrylic shower	1000x1000mm
Tub	Laundry Tub	Proprietary
V	Vanity	900mm
WC	Toilet	S Trap
WM	Washing Machine	Proprietary

JOINERY SCHEDULE

Mark	Model	Width	Height
GD		4800 mm	2150 mm
W01	0501 0600	1300 mm	2150 mm
W02	0035	1800 mm	1200 mm
W03	0035	1800 mm	1200 mm
W04	0035	1800 mm	1200 mm
W05	0142	2400 mm	2150 mm
W06	0035	1800 mm	1200 mm
W07	0035	1800 mm	1200 mm
W08	0022	900 mm	900 mm
W09	0034	1500 mm	1200 mm
W10	0034	1500 mm	1200 mm
W11	0701	885 mm	2150 mm
W12	0015	1800 mm	600 mm
W13	0016	2100 mm	600 mm
W14	0021	600 mm	900 mm
W15	0021	600 mm	900 mm
W16	0021	600 mm	900 mm

05 West Elevation

05 North Elevation

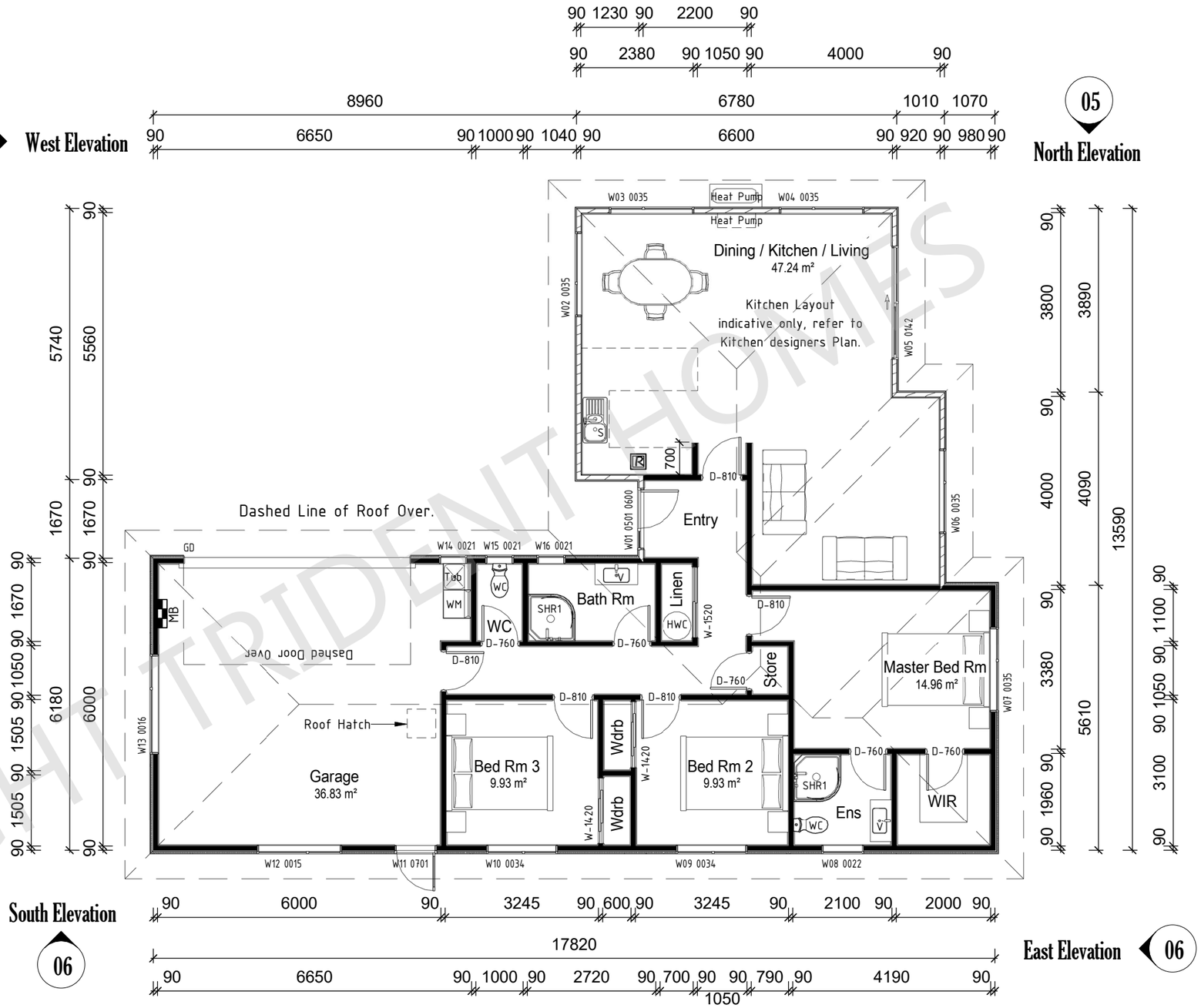

South Elevation 06

East Elevation 06

CONSTRUCTION LEGEND.

- Internal wall.
- External Wall - James Hardie Axon Wall Cladding System.
- External Wall - Resene Insulated Facade System.

PROPOSED FLOOR PLAN

Scale 1 : 100

FLOOR AREA SCHEDULE - CLAD

DESCRIPTION	AREA (O/FRAME) /	PERIMETER (O/FRAME) /	CLAD THICKNESS /	AREA OVER CLAD /
Insitu Slab	161.11 m²	65.46 m	70 mm	165.69 m²

G.F f.f.l	0.000 m
G.F T.P.	2.460 m

TRIDENT HOMES® DUNEDIN

COPYRIGHT: This drawing remains the property of Trident Homes NZ Ltd and may not be used or reproduced in whole or in part without written permission.

COPYRIGHT TRIDENT HOMES

Project : PROPOSED NEW DWELLING for
Client : M&H Developments
Address : 6 Harakeke Lane

JOB # : 6_Harakeke
Drawn By : LBP 113870
Drw Name : FLOOR PLAN
DATE : MAY 2026
NOTE : do not scale from this drawing.
SCALE @ A3 Sht. As indicated
Builder.
Client.
REV # B
DRW # 03

27/05/2026 12:24:21 pm

50mm 100mm Original Scale

50mm

100mm

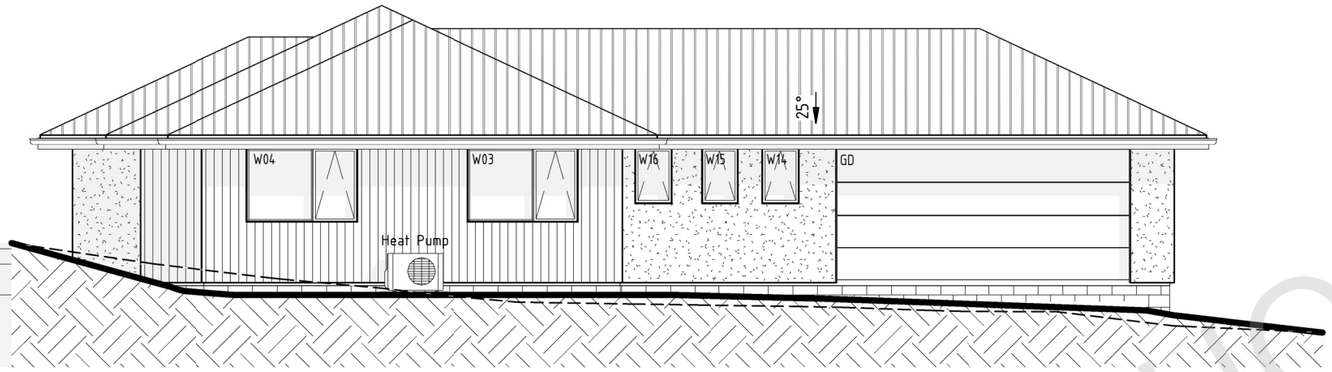

North Elevation
Scale 1 : 100

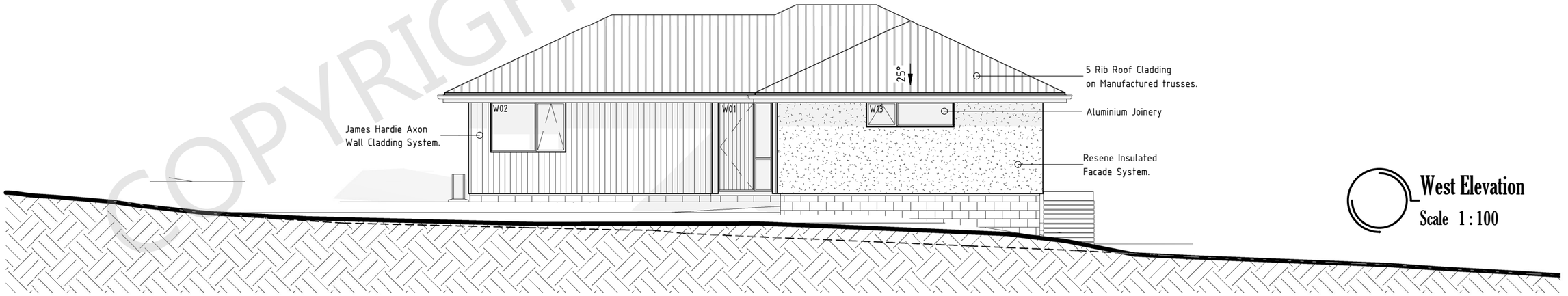

West Elevation
Scale 1 : 100

COPYRIGHT TRIDENT HOMES

TRIDENTHOMES®
DUNEDIN

COPYRIGHT: This drawing remains the property of Trident Homes NZ Ltd and may not be used or reproduced in whole or in part without written permission.

Project : PROPOSED NEW DWELLING for Client : M&H Developments Address : 6 Harakeke Lane	JOB # : 6_Harakeke	Drw Name : ELEVATIONS			Builder.	Client.
	Drawn By : LBP 113870	DATE : MAY 2026	NOTE : do not scale from this drawing.	SCALE @ A3 Sht. As indicated	REV # B	DRW # 05

27/05/2026 12:24:24 pm

50mm 100mm Original Scale

50mm

100mm

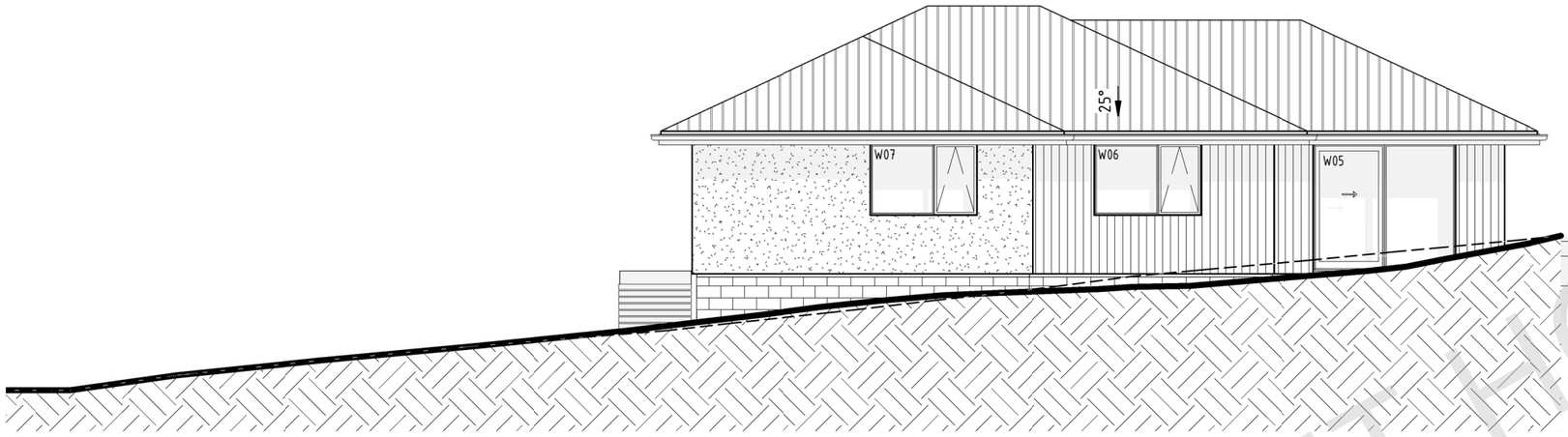

East Elevation
Scale 1 : 100

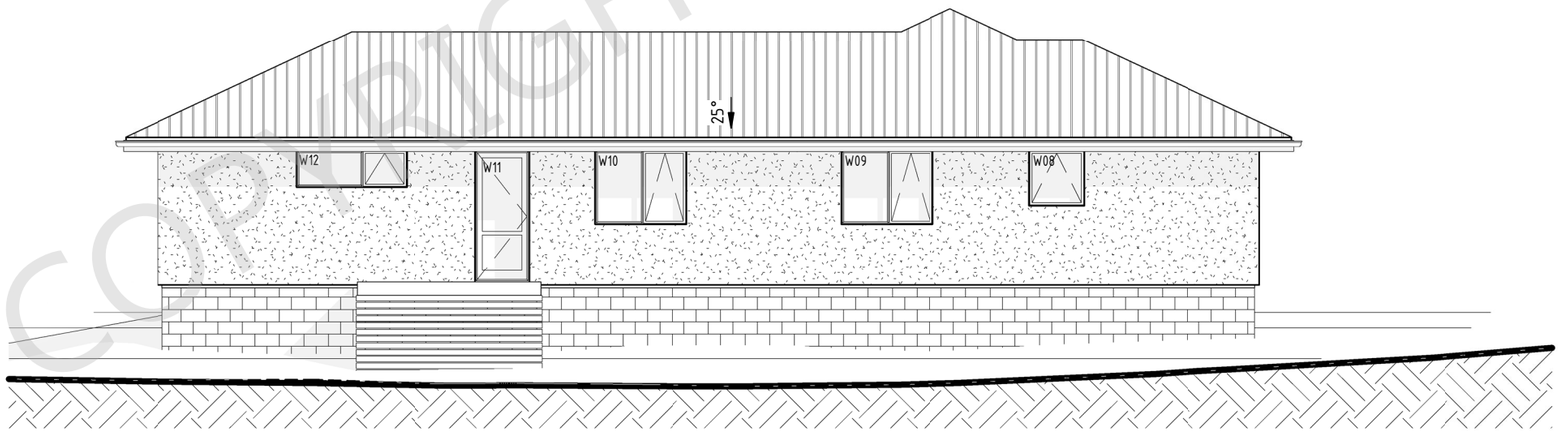

South Elevation
Scale 1 : 100

COPYRIGHT TRIDENT HOMES

TRIDENTHOMES®
DUNEDIN

COPYRIGHT: This drawing remains the property of Trident Homes NZ Ltd and may not be used or reproduced in whole or in part without written permission.

Project : PROPOSED NEW DWELLING for Client : M&H Developments Address : 6 Harakeke Lane	JOB # : 6_Harakeke	Drw Name : ELEVATIONS			Builder.	Client.
	Drawn By : LBP 113870	DATE : MAY 2026	NOTE : do not scale from this drawing.	SCALE @ A3 Sht. 1 : 100	REV # B	DRW # 06

27/05/2026 12:24:27 pm

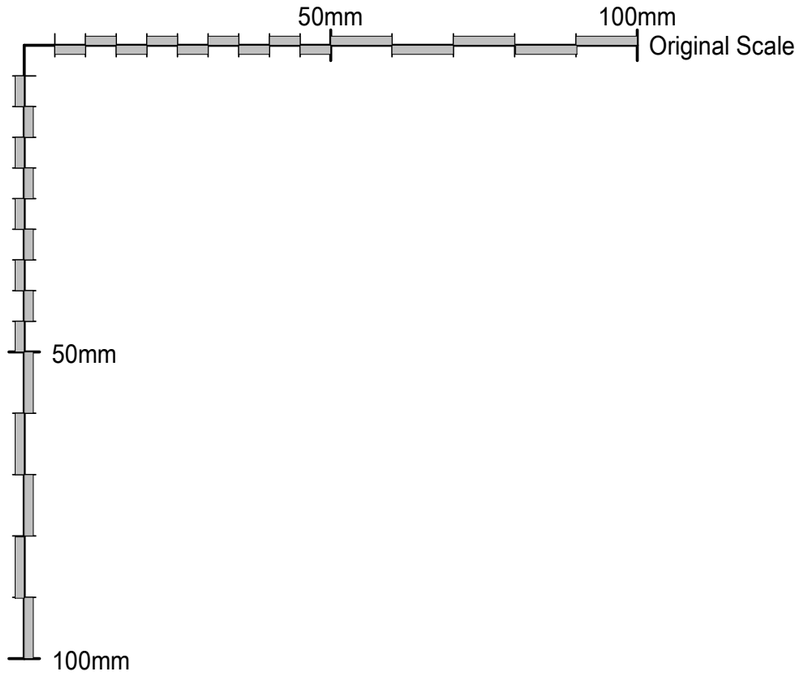

FLOOR COVERINGS KEY

No Finish.

Carpet.

LVT.

COPYRIGHT TRIDENT HOMES

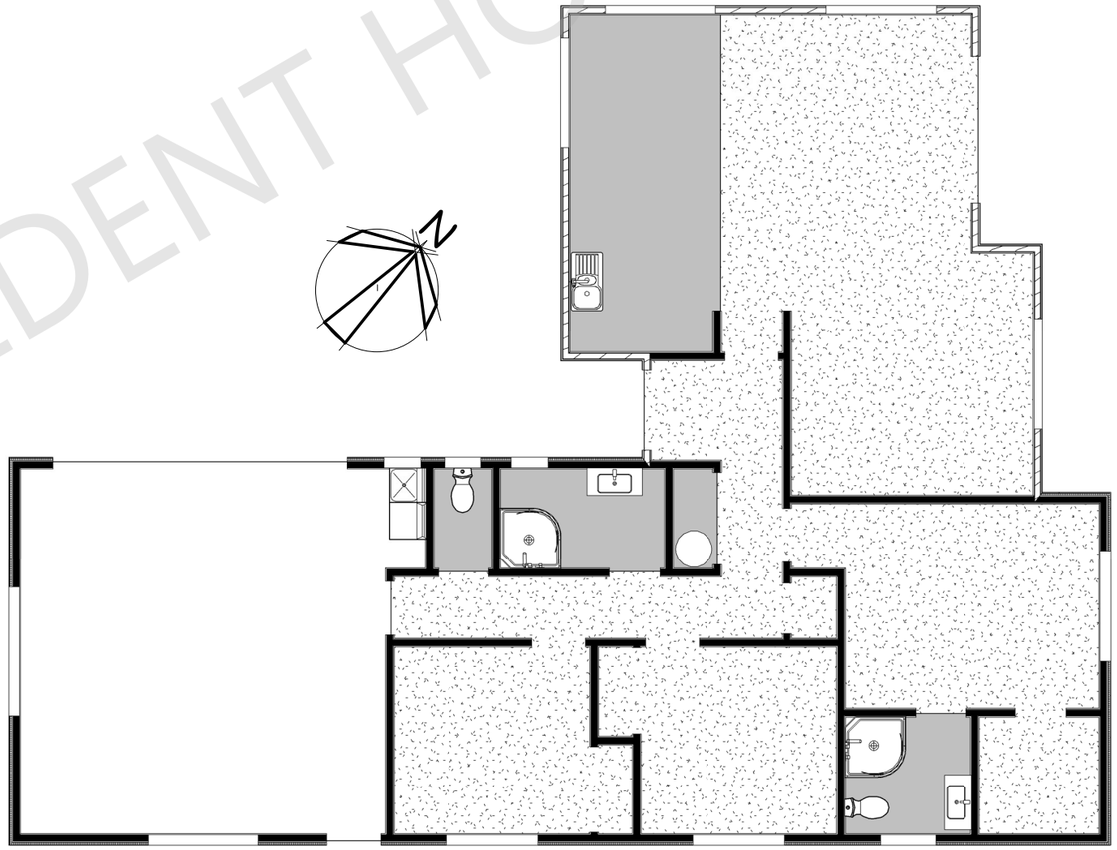

ACCESS ROUTE SLIP RESISTANCE.

Allow for a finish to outdoor access routes ie Driveway, Decks & Paths leading to main entrance of dwelling as listed below.
NOTE: Where the surface of an access route is subject to wetting the surface shall have a cross fall of no less than 1 in 100 unless it is constructed to drain water such as timber decking. The surface of any access route shall not have a cross fall steeper than 1:50.
Allow for 190 max height from external ground level / walking surface to dwelling f.f.l. adjacent to dwelling access route.

1) Uncoated Profiled timber run adjacent to direction of travel (Allow for coated and sand/grit impregnated for stairs or sloping surfaces subject to wetting).
2) Portland Cement Concrete with a Broomed (Class 5 or 6 complying with NZS 3114), Wood float finish (Class U2), a Coated and sand/grit impregnated finish, Exposed crushed aggregate finish or Exposed rounded aggregate finish (To be tested for compliance) OR
3) Asphaltic Concrete, Marble & Granite with flamed surface, Sandstone or Concrete pavers (Test required for surfaces subject to wetting) OR
4) Other Code compliant finish to D1/AS1 2.0 Access Routes.
NOTE: Finishes above cover Sloping surfaces < 1:10 slope for wet or 1:8 for dry conditions, refer to AS 4586 Appendix F for slip classification for walking surfaces for other slopes.

FLOOR COVERINGS PLAN

Scale 1 : 100

TRIDENT HOMES® DUNEDIN

COPYRIGHT: This drawing remains the property of Trident Homes NZ Ltd and may not be used or reproduced in whole or in part without written permission.

Project : PROPOSED NEW DWELLING for Client : M&H Developments Address : 6 Harakeke Lane	JOB # : 6_Harakeke	Drw Name : FLOOR COVERINGS PLAN			Builder.	Client.
	Drawn By : LBP 113870	DATE : MAY 2026	NOTE : do not scale from this drawing.	SCALE @ A3 Sht. As indicated	REV # B	DRW # 44

27/05/2026 12:24:30 pm